


ASHFORD COLLECTION



ASHFORD COLLECTION
(GREY)



ASHFORD COLLECTION

Why Choose our Case Goods?

Our furniture is crafted with high-quality materials and construction techniques to ensure it can endure the demands of high-traffic areas and rigorous use in commercial settings.

While our furniture is built to commercial-grade standards, it doesn't compromise on style. Our designs cater to the aesthetic preferences and comfort expectations of individuals, making them perfect for both home and commercial environments.

Our case goods are designed to be highly functional, offering ample storage solutions and practical features that meet the needs of diverse environments, from hospitality to healthcare to residential settings.

ASHFORD COLLECTION



B4 003-2
Night Stand
Dimensions: 19"L x 17"W x 23"H



B4 003-M
Mirror
Dimensions: 30"L x 1"W x 40"H



B4003-4
4 Drawer Chest
Dimensions: 32"L x 19"W x 40"H



B4 003-5
5 Drawer Chest
Dimensions: 34"L x 19"W x 48"H



B4 003-6
Dresser
Dimensions: 60"L x 19"W x 30"H

ASHFORD COLLECTION



ASHFORD COLLECTION

B4 003/14
Storage Drawer Twin
Dimensions: 25"L x 76"W x 11"H

B4 003/14XL
Storage Drawer Twin XL
Dimensions: 25"L x 82"W x 11"H



B4003/1575
Twin Bed
Dimensions: 42"L x 79"W x 34"H

B4 003/1580XL
Twin XL Bed
Dimensions: 43"L x 85"W x 34"H

B4 003/1 280
36X80
Dimensions: 41"L x 85"W x 34"H



B4003/157514
Twin Captain Bed
Dimensions: 42"L x 79"W x 34"H

B4003/158014XL
Twin XL Captain Bed
Dimensions: 43"L x 85"W x 34"H

B4 003/1 28014XL
Captain Bed
Dimensions: 41"L x 85"W x 34"H



B4 003/1980
Queen Bed
Dimensions: 65"L x 85"W x 34"H


B4003/1 7 75
Full Bed
Dimensions: 58"L x 79"W x 34"H



B4003/198014XL
Queen Captain Bed
Dimensions: 65"L x 85"W x 34"H

B4003/1 7 7514
Full Captain Bed
Dimensions: 58"L x 79"W x 34"H

SPECIFICATIONS & FEATURES



Floor Glides

Floor Glides provide perfect stability and floor protection.

Side Mounted Ball-Bearing Glides

Side Mounted Ball Bearing Glides ensure drawers open smoothly. Thereby, minimizing friction, noise and wear and tear, resulting in a longer lifespan for the drawers.

Smooth Edges

Smooth Edges contribute to enhanced safety, reducing the risk of accidental bumps, scratches, or injuries.

Optional Under Bed Storage Drawers

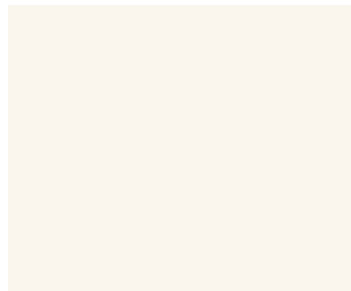


3 Drawer optional under bed unit can be installed on either side of the bed. This creates efficient space utilization and reduces the need for additional furniture. Drawer unit is independent of bed.

Drawer Construction:


Box construction with double drawer fronts, English Dovetail Joinery, and corner blocked.

Bed Hook Construction

The hook construction ensures added safety and security, reducing the likelihood of the bed rails becoming loose or detached during use. This stability is crucial for supporting the weight of the mattress and the occupants. The simplicity of the hook construction design facilitates easy assembly.



SPECIFICATIONS & FEATURES



Grade

Commercial

Pull Handles

Recessed Finger-Pull Handles.

Material and Fabrication

Mindywood

Case Construction:

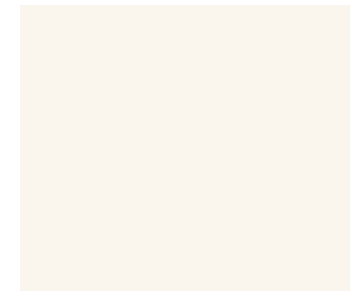


Mortise and Tenon Joinery

Fully Slatted Wooden Platform

The 12 Slats + 4 Support Legs ensures that the mattress receives consistent and uniform support across its entire surface. This helps in distributing the weight evenly, preventing sagging or uneven wear of the mattress over time. The slatted structure also allows for increased ventilation and airflow around the mattress. This helps regulate temperature and moisture, reducing the likelihood of mold, mildew, or unpleasant odors.

Box Spring

Beds do not require a box spring offering advantage in cost effectiveness, modern aesthetics, flexibility in mattress options, and enhanced storage possibilities. We do recommend adding a board to help distribute the weight evenly,



ASHFORD COLLECTION



- Clean with non-abrasive detergent
- 5-year limited warranty
- Assembled in the USA

